



ISO 9001:2008 Certified & NBA Reaccredited B. Pharm Course  
Mahatma Gandhi Shikshan Mandal's

**Smt. Sharadchandrika Suresh Patil College of Pharmacy**

Chopda-425107. Dist. Jalgaon, (M.S.), India.

Phone / Fax No - +91-2586-222366/223150. [E-mail-bpharmchopda@yahoo.com](mailto:E-mail-bpharmchopda@yahoo.com)

(Affiliated to Kavayitri Bahinabai Chaudhari North Maharashtra University, Approved by Govt. of Maharashtra and Pharmacy Council of India, New Delhi.)



**Dr. Suresh G. Patil**

Founder President

**Adv. Sandeep S. Patil**

President

**Dr. G. P. Vadnere**

Principal

# Feedback Analysis and Action Taken Report

**(Academic Year 2021-2022)**

**This Report has been prepared by following members**

Sr. No.	Name of Member	Designation
1.	Dr. S.S. Mahajan	Coordinator, IQAC
2.	Mr. T. P. Patil	Academic In charge
3.	Dr. G. P. Vadnere	Principal

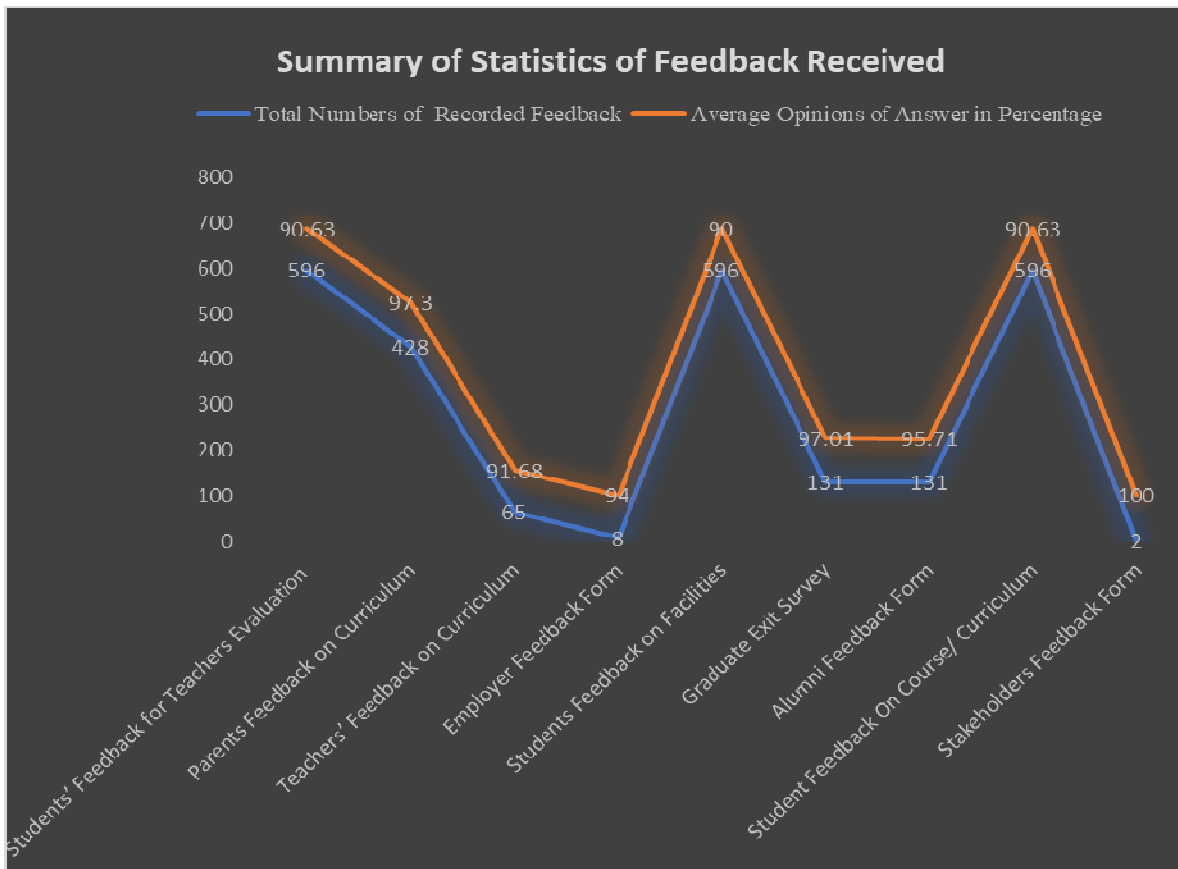
**Internal Quality Assurance Cell (IQAC)**  
**Smt. Sharadchandrika Suresh Patil College of Pharmacy, Chopda**

Being distinctive from its very start and founding, Smt. Sharadchandrika Suresh Patil College of Pharmacy, Chopda, has become a standard of quality and innovation for the field of education. With quality nutrition as its primary goal, the institute's IQAC has created a feedback method that begins with requesting input from diverse stakeholders using a structured rating-based feedback form. For continual improvement in curriculum creation and enrichment, the institution solicits feedback from students, instructors, alumnae, and employers. The analysis of the comments from stakeholders is summarized as follows for the period 2021-22.

**Feedback Type:** Offline

**Summary of Statistics of Feedback Received**

<b>Sr. No.</b>	<b>Feedback Category</b>	<b>Total Numbers of Recorded Feedback</b>	<b>Average Opinions of Answer in Percentage</b>
1.	Students' Feedback for Teachers Evaluation	596	90.63%
2.	Parents Feedback on Curriculum	428	97.30 %
3.	Teachers' Feedback on Curriculum	65	91.68 %
4.	Employer Feedback Form	08	94.00%
5.	Students Feedback on Facilities	596	90.00%
6.	Graduate Exit Survey	131	97.01 %
7.	Alumni Feedback Form	131	95.71 %
8.	Student Feedback On Course/ Curriculum	596	90.63 %
9.	Stakeholders Feedback Form	2	100 %



**Average Rating of All Stakeholders Feedback Response found to be 94.82 %  
Scale for Opinion of All Stakeholders found to be at Rank A (100-80).**

Sr. No.	Rank divided In between %	Rank given (A to E ) on basis of Statistically
1.	100-80 %	A
2.	80-60%	B
3.	60-40%	C
4.	40-20%	D
5.	20-00%	E

## **1. STUDENTS' FEEDBACK FOR TEACHERS EVALUATION / COURSE / CURRICULUM / ADMINISTRATION / INFRASTRUCTURE**

The questionnaire is intended to collect information relating to your satisfaction towards the faculty, teaching, learning, teachers evaluation, course, curriculum, administration, infrastructure and evaluation. The information provided by you will be kept confidential and will be used as important feedback for quality improvement of the program of studies/College. They should give ranking out of 5 for each attribute mentioned below by considering that the highest number indicates the best performance as below.

### **Directions**

For each item please indicate your level of satisfaction with the following statement by clicking a score between 1 and 5. (*1 - Average, 2 – Good, 3 – Very Good, 4 – Excellent, 5 – Outstanding*)

**Category:** Students' Feedback

**Total number of Students' recorded feedback:** 596

**Total number of questions attempted:**

10 (On Teachers Evaluation, Course and Academics)

06 (On Administration)

11 (On Infrastructure)

**Feedback Type:** Online (I<sup>st</sup> SEM)

Offline (From SEM 2 to 8<sup>th</sup>)

# Screen Shot of Feedback Online Submission

5/4/22, 9:51 AM

STUDENT FEEDBACK FORM (2021-2022)

ROLL NUMBER \*

126

NAME OF STUDENT \*

Harshada Jagdish chaudhari

A) ACADEMICS \*

	1. NOT SATISFACTORY	2. SATISFACTORY	3. GOOD	4. VERY GOOD	5. EXCELLENT
Row 1	<input type="radio"/>	<input checked="" type="radio"/>	<input type="radio"/>	<input type="radio"/>	<input type="radio"/>

B) ADMINISTRATION \*

	1. NOT SATISFACTORY	2. SATISFACTORY	3. GOOD	4. VERY GOOD	5. EXCELLENT
Row 1	<input type="radio"/>	<input checked="" type="radio"/>	<input type="radio"/>	<input type="radio"/>	<input type="radio"/>

C) LIBRARY \*

	1. NOT SATISFACTORY	2. SATISFACTORY	3. GOOD	4. VERY GOOD	5. EXCELLENT
Row 1	<input type="radio"/>	<input checked="" type="radio"/>	<input type="radio"/>	<input type="radio"/>	<input type="radio"/>

D) TRAINING AND PLACEMENT \*

1. NOT SATISFACTORY      2. SATISFACTORY      3. GOOD      4. VERY GOOD      5. EXCELLENT

Row 1

GENERAL SUGGESTION REGARDING ACADEMICS. IF ANY: (ANY OTHER SUGGESTION) \*

No

This content is neither created nor endorsed by Google.

Google Forms

## Tabular Analysis of Students' Feedback Academics on basis of Questions

### A. ACADEMICS

1- Not Satisfactory   2- Satisfactory   3- Good   4- Very Good   5- Excellent

Sr. No .	Attributes	No. of Subjects	No. of Students	Total rating (combined for 11 Subjects)	Average Rating	% Ratings
1.	Teaching Course Material & Lecture Preparation	12	596	6828	4.52	90 %
2.	Presentation Skills & Effectiveness	12	596	6828	4.42	88 %
3.	Technical Competence / Core Knowledge	12	596	6828	4.51	90 %
4.	Practical approach in conducting practical's / Theory & Innovation.	12	596	6828	4.57	90 %
5.	Fairness in internal assessment & evaluation	12	596	6828	4.49	88 %
6.	Punctuality / Regularity	12	596	6828	4.52	90 %
7.	Problem solving & Interaction with Students	12	596	6828	4.45	88 %
8.	Personal Counseling & guidance	12	596	6828	4.72	96 %
9.	Coverage of Syllabus	12	596	6828	4.61	92 %
10.	Use of Audio / Video teaching aids	12	596	6828	4.52	90 %
*	<b>Average of All Ratings</b>			<b>4.52</b>		<b>90.63 %</b>

**B. ADMINISTRATION**

1 -Not Satisfactory 2- Satisfactory 3- Good 4- Very Good 5- Excellent

Sr. No.	Attributes	No. of Students	Total Rating	Average Rating	% Ratings
1.	Admin	596	544	4.45	88 %
2.	Student section	596	523	4.78	94 %
3.	Exam section	596	541	4.5	90 %
4.	Housekeeping	596	549	4.52	90 %
5.	Infrastructure	596	536	4.75	94 %
6.	General Facilities	596	534	4.42	88 %
*	<b>Average of All Ratings</b>		<b>4.5</b>		<b>90.66 %</b>

**B) LIBRARY**

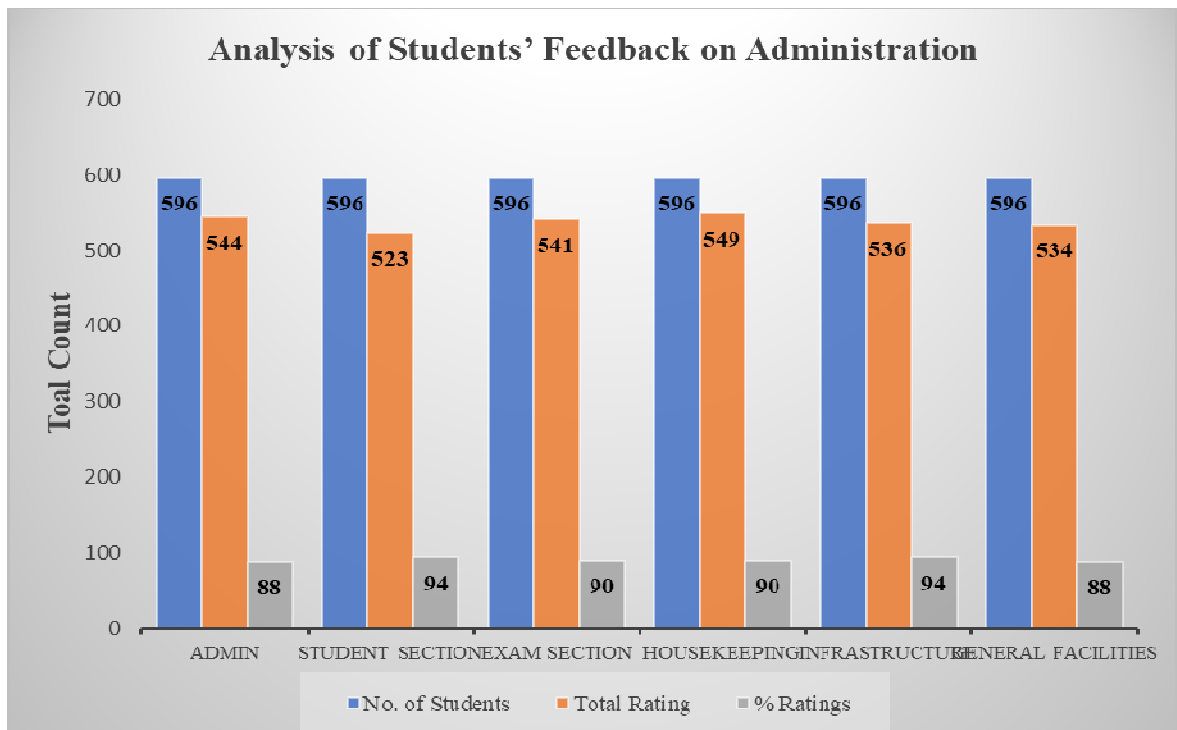
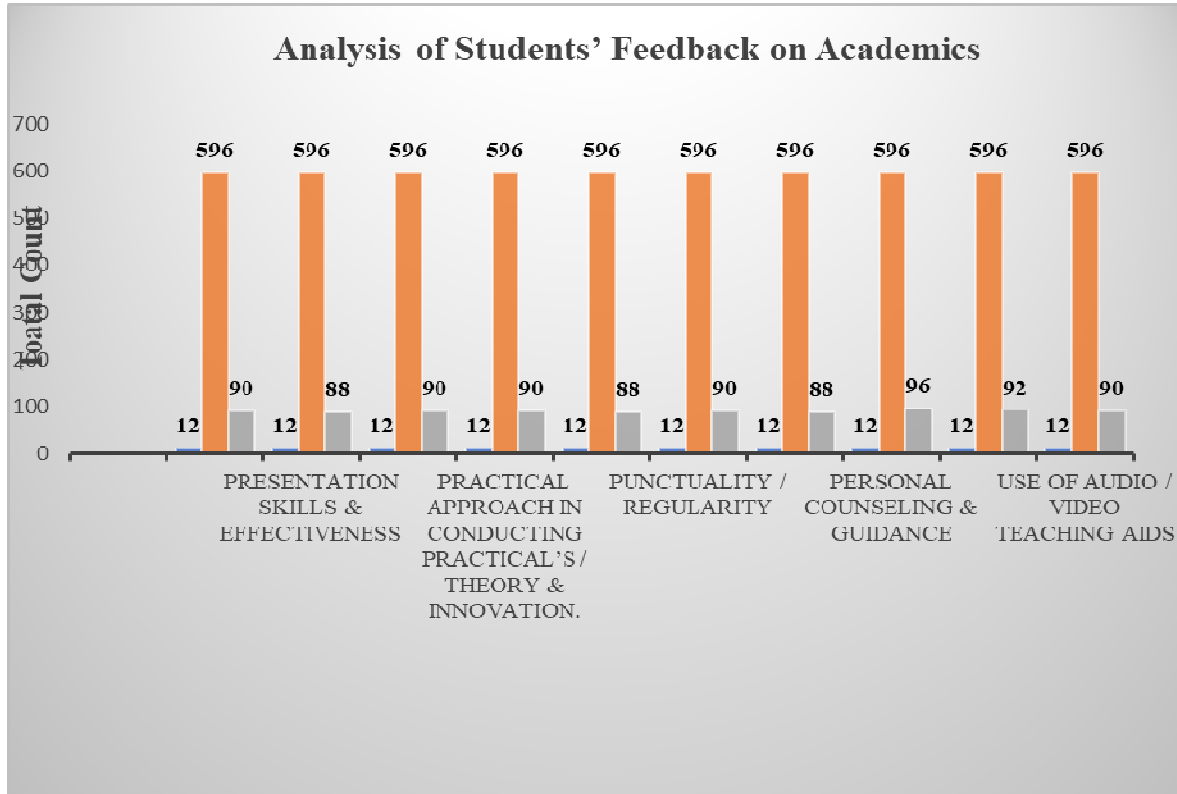
Sr. No.	Attributes	No. of Students	Total Rating	Average Rating	% Ratings
1.	Library Resources	596	545	4.55	90 %
2.	Library Services	596	521	4.58	90 %
3.	Library Staff	596	541	4.55	90 %
*	<b>Average of All Ratings</b>		<b>4.5</b>		

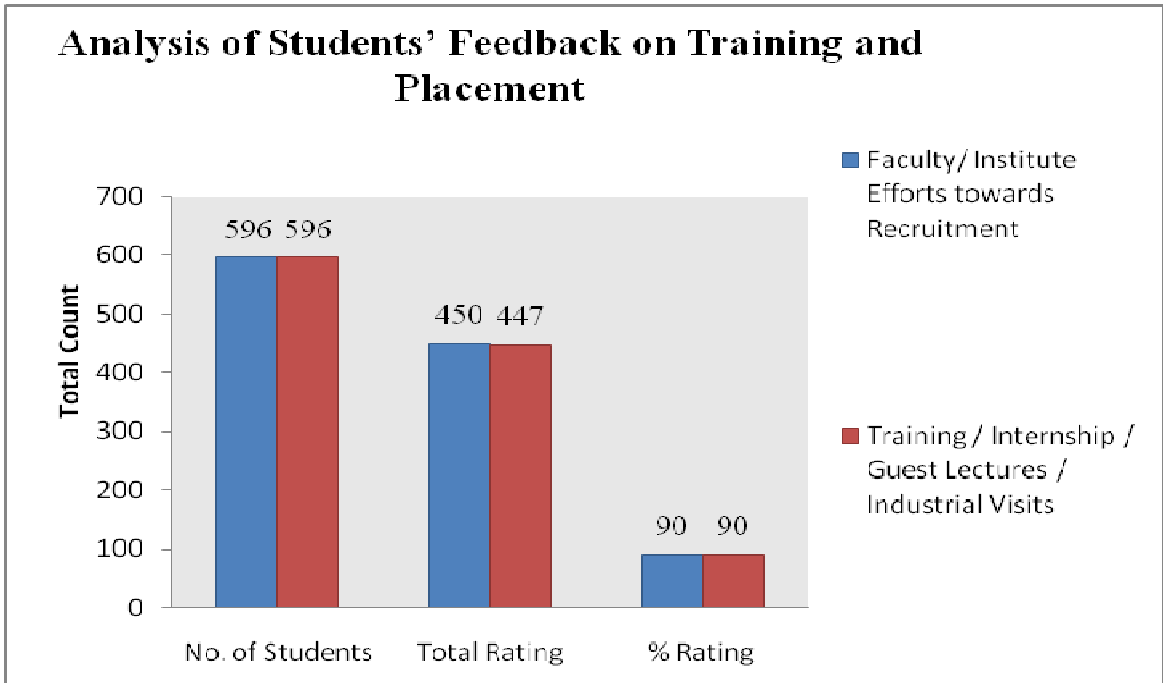
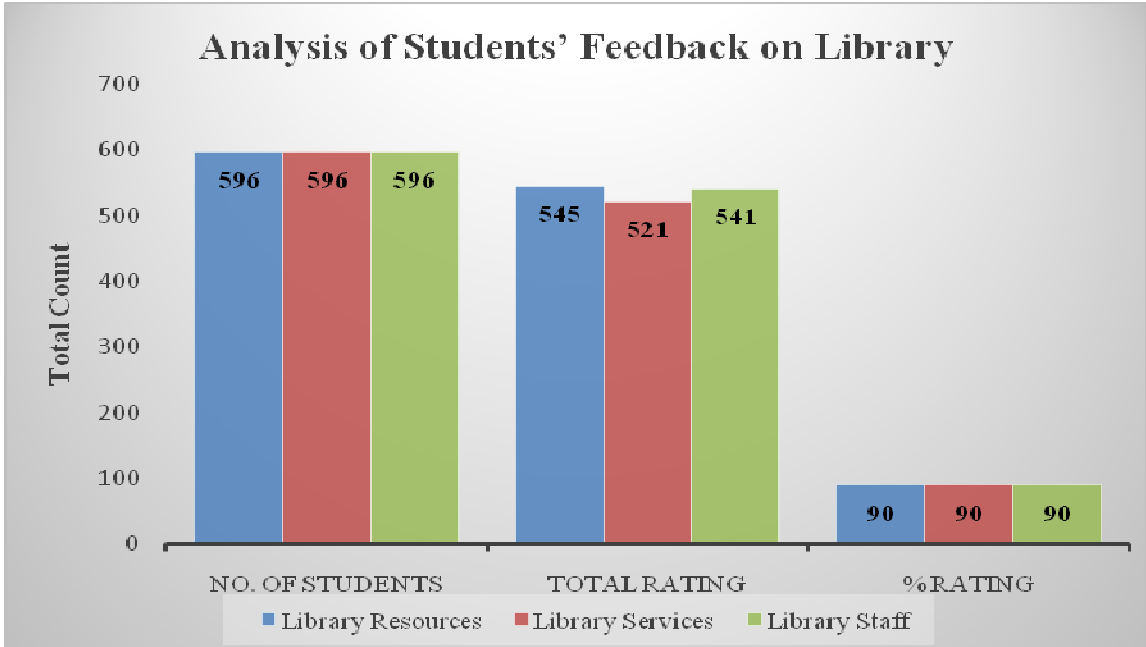
**C) TRAINING AND PLACEMENT**

Sr. No.	Attributes	No. of Students	Total Rating	Average Rating	% Ratings
1.	Faculty/ Institute Efforts towards Recruitment	596	450	4.5	90 %
2.	Training / Internship / Guest Lectures / Industrial Visits	596	447	4.5	90 %
*	<b>Average of All Ratings</b>		<b>4.5</b>	<b>90.0 %</b>	



## Graphical Analysis of Students' Feedback Response for Teachers Evaluation on Course / Curriculum / Administration / Infrastructure





## **OBSERVATION AND ACTION TAKEN FROM ABOVE ANALYSIS**

### **Analysis Report on the Students' Feedback for Teacher's Evaluation / Course / Curriculum / Administration / Infrastructure**

We have received feedback from 596 numbers of Students' through offline process.

*Average Rating of Teachers' Feedback Response found to be at 90.01 %*

*Scale for Opinion of Teachers' found to be at Rank A (100-80).*

#### ***The following are observations on Students' Feedback for Teachers Evaluation***

1. Use of Audio Speaker System.
2. Use clear mike and systems while faculties delivering online lectures.
3. Repairing of Computers of language lab.

#### ***Action Taken on Feedback***

1. Developed and utilized digital smart Audio System for students.
2. Used clear mikes and system for online lectures.
3. Repaired Computers.

## 2. TEACHERS' FEEDBACK ON CURRICULUM

Category: Teachers' Feedback on Curriculum

Total number of Teachers' recorded feedback: 65

Total number of questions attempted: 19

Feedback Type: Offline

### Screen Shot of Online Feedback Submission

**TEACHER FEEDBACK ON CURRICULUM**  
Academic Year: 2021-2022

**Course: B. Pharmacy**                      **Class: Final Y. B. Pharmacy**                      **Semester: VII**

This questionnaire is intended to collect information relating to your satisfaction towards the curriculum. The information provided by you will be used as important feedback for quality improvement of the course/ syllabus/ curriculum.

**Directions:**  
For each item please indicate your level of satisfaction with the following statement by clicking a score between 1 and 5. (1 - Average, 2 - Good, 3 - Very Good, 4 - Excellent, 5 - Outstanding)

Questions	BP701T	BP702T	BP703T	BP704T	BP705P	BP706PS
Syllabus is suitable to the course	5	5	5	5	5	4
Syllabus is need based.	5	4	5	4	5	5
Aims and objectives of the syllabi are well defined and clear to teachers and students.	4	5	4	5	4	-
Course content is followed by corresponding reference materials.	5	5	4	4	5	5
Sufficient number of prescribed books are available in the Library.	4	5	4	3	5	4
The course/syllabus has good balance between theory and application.	5	5	5	5	5	5
The course/syllabus has made me interested in the subject area.	5	5	5	5	5	5
The course/syllabus of this subject increased my knowledge and perspective in the subject area.	5	5	5	5	5	5
The course/programme of studies carries sufficient number of optional papers	5	4	5	5	5	4
The books prescribed/listed as reference materials are relevant, updated and appropriate.	4	4	4	4	4	4
Infrastructural facilities, such as teacher's rooms/carrels, class rooms, reading rooms and toilets are available in the Department.	4	5	4	5	5	4
Staff canteen is available at the faculty level.	4	4	4	4	5	5
Tests and examinations are conducted well in time with proper coverage of all units in the syllabus.	4	5	5	5	5	5
I have the freedom to adopt new techniques/strategies of teaching such as seminar presentations, group discussions and learners' participation.	4	4	5	4	4	5

I have the freedom to adopt/adapt new techniques strategies of testing and assessment of students.	4	5	4	5	5	5
The environment in the department is conducive to teaching and research.	4	5	5	4	5	4
The administration is teacher friendly The University provides adequate and smooth support for projects and research facilities.	5	5	5	4	4	4
The University provides adequate funding and support to faculty members for upgrading their skills and qualifications.	5	4	5	4	4	5
Provisions for professional development are non-discriminatory and fair.	5	4	4	4	4	5



**General Suggestions if any**

Water cooler and Filter

---



---



---



---

## Tabular Analysis of Teachers' Feedback on Curriculum Response

Sr. No.	Attributes	No. of Subjects	No. of Teachers	Total Rating	Average Rating	% Ratings
1.	Syllabus is suitable to the course	86	65	325	4.63	93 %
2.	Syllabus is need based.	86	65	325	4.8	98 %
3.	Aims and objectives of the syllabi are well defined and clear to teachers and students.	86	65	325	4.5	91 %
4.	Course content is followed by corresponding reference materials.	86	65	325	4.5	90 %
5.	Sufficient number of prescribed books are available in the Library.	86	65	325	4.4	88 %
6.	The course/syllabus has good balance between theory and application.	86	65	325	4.4	88 %
7.	The course/syllabus has made me interested in the subject area.	86	65	325	4.5	90 %
8.	The course/syllabus of this subject increased my knowledge and perspective in the subject area.	86	65	325	4.5	91 %
9.	The course/programme of studies carries sufficient number of optional papers	86	65	325	4.5	90 %
10.	The books prescribed/listed as reference materials are relevant, updated and appropriate.	86	65	325	4.4	88 %
11.	Infrastructural facilities, such as teacher's rooms/carrels, class rooms, reading rooms and toilets are available in the Department.	86	65	325	4.50	90 %
12.	Staff canteen is available at the faculty level.	86	65	325	4.52	90 %

13.	Tests and examinations are conducted well in time with proper coverage of all units in the syllabus.	86	65	325	4.45	88 %
14.	I have the freedom to adopt new techniques/strategies of teaching such as seminar presentations, group discussions and learners' participation.4.5	86	65	325	4.58	93 %
15.	I have the freedom to adopt/adapt new techniques/strategies of testing and assessment of students.	86	65	325	4.56	88 %
16.	The environment in the department is conducive to teaching and research.	86	65	325	4.7	97 %
17.	The administration is teacher friendly The University provides adequate and smooth support for projects and research facilities.	86	65	325	5.0	100 %
18.	The University provides adequate funding and support to faculty members for upgrading their skills and qualifications.	86	65	325	4.76	95 %
19.	Provisions for professional development are non-discriminatory and fair.	86	65	325	4.55	90 %
*	<b>Average of All Ratings</b>				<b>4.5</b>	<b>91.68 %</b>





## **OBSERVATION AND ACTION TAKEN FROM ABOVE ANALYSIS**

### **Analysis Report on the Teachers' Feedback on Curriculum Response Received**

We have received feedback from 65 numbers of Teachers' through offline process.

*Average Rating of Teachers' Feedback Response found to be at **91.68%***

*Scale for Opinion of Teachers' found to be at Rank A (100-80).*

### ***The following are the observations on Teachers' Feedback on Curriculum***

1. Seminars/conferences on Pedagogy can be organized.
2. Implement new teaching technologies for effective pedagogy.
3. Give proper requirements important for teaching like markers chalk dusters etc.

### ***Action taken against Feedback***

1. Seminars/conferences under the topic of Emerging trends in innovative Pedagogy organized.
2. Implemented the required tools for effective teaching.
3. Done with department wise availability of all Requirements.

### 3. PARENTS' FEEDBACK ON CURRICULUM

Category: Parents' Feedback on Curriculum

Total number of Parents' recorded feedback: 428

Total number of questions attempted: 10

Feedback Type: Offline

#### Screen Shot of offline Feedback Submission

ISO 9001:2008 Certified & NBA Accredited B.Pharm Course

Mahatma Gandhi Shikshan Mandal's  
**SMT. SHARADCHANDRIKA SURESH PATIL COLLEGE OF PHARMACY**  
Chopda Tal. Chopda Dist. Jalgaon, Maharashtra- 425 107

**PARENT FEEDBACK FORM**  
Academic Year 2020-2021

PARENT NAME (पालकाचे नाव): Patil P monohar

CLASS: SECOND YEAR B. PHARMACY

NAME OF STUDENT: Patil utkarsha sha monohar  
पाल्याचे नाव व वर्ग)

MOBILE NO. (फोन न.) 7424334252

NOTE: Smt. Sharadchandrika Suresh Patil College of Pharmacy, Chopda strives to provide education as per the changing needs of society and Students. Parents are important stakeholders of education, therefore their satisfaction is important to us. Parents are requested to give their feedback on the following features/facilities college is providing to their ward. Please rate each feature and assign numbers according to the following response scheme.

श्रीमती. शरदचंद्रिका सुरेश पाटील कॉलेज ऑफ फार्मसी, चोपडा हे समाज आणि विद्यार्थ्यांच्या बदलत्या गरजांनुसार शिक्षण देण्याचा प्रयत्न करते. पालक हे शिक्षणाचे महत्त्वाचे भागधारक आहेत, म्हणून त्यांचे समाधान आपल्यासाठी महत्त्वाचे आहे. पालकांना विनंती करण्यात आली आहे की त्यांनी त्यांच्या वॉर्डला कॉलेज देत असलेल्या खालील वैशिष्ट्ये/सुविधांबद्दल त्यांचा अभिप्राय द्यावा. कृपया प्रत्येक वैशिष्ट्याला रेट करा आणि खालील प्रतिसाद योजनेनुसार क्रमांक द्या.)

Sr. No.	Features	5	4	3	2	1
1	The Teaching-Learning Environment (अध्यापन-शिक्षण पर्यावरण)	✓				
2	System of Monitoring Student's Progress (विद्यार्थ्यांच्या प्रगतीचे निरीक्षण करण्याची प्रणाली)	✓				
3	Competence & Commitment of Faculty (प्राध्यापकांची क्षमता आणि वचनबद्धता)	✓				
4	Encouragement provided to students for Participation in Academic Forums (विद्यार्थ्यांना शैक्षणिक मंचांमध्ये सहभागी होण्यासाठी प्रोत्साहन दिले जाते)		✓			
5	Infrastructure Facilities (पायाभूत सुविधा)	✓				
6	Learning Resources such as Library, Internet, Computer etc. (लायब्ररी, इंटरनेट, कॉम्प्युटर इत्यादी शिकण्याची संसाधने.)	✓				
7	Support Services like Bank, Canteen, Student Center, Career Counseling Cell etc. (बँक, कॅन्टीन, विद्यार्थी केंद्र, करिअर समुपदेशन सेल इत्यादी सहाय्य सेवा.)	✓	✓			
8	Enhancement of Student's Personality (विद्यार्थ्यांचे व्यक्तिमत्व वाढवणे)	✓				
9	Value Based Education (मूल्यावर आधारित शिक्षण)	✓				
10	Discipline Practices (शिस्तीचे आचरण)	✓				

Any other suggestions: Digital sources Availability for Better Learning.

इतर कोणत्याही सूचना असल्यास)

PARENT'S SIGNATURE  
पालकाची स्वाक्षरी  
Patil

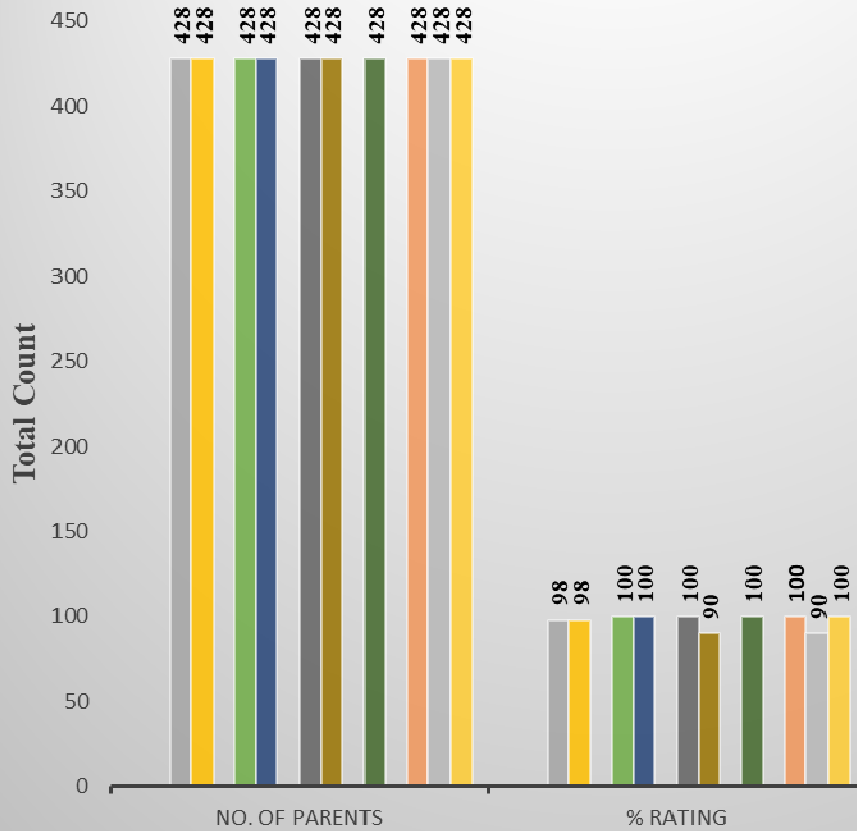
Note:  
5 - Outstanding 4 - Excellent 3 - Very Good 2 - Good 1 - Average

## Tabular Analysis of Parents' Feedback on Curriculum Response

Sr. No.	Attributes	No. of Parents	Total No. Rating	Average Rating	% Ratings
1.	The Teaching-Learning Environment (अध्यापन-शिक्षण पर्यावरण)	428	2136	4.7	98 %
2.	System of Monitoring Student's Progress (विद्यार्थ्यांच्या प्रगतीचे निरीक्षण करण्याची प्रणाली)	428	2142	4.7	98 %
3.	Competence & Commitment of Faculty (प्राध्यापकांची क्षमता आणि वचनबद्धता)	428	2140	5.0	100 %
4.	Encouragement provided to students for Participation in Academic Forums (विद्यार्थ्यांना शैक्षणिक मंचांमध्ये सहभागी होण्यासाठी प्रोत्साहन दिले जाते)	428	2140	5.0	100 %
5.	Infrastructure Facilities (पायाभूत सुविधा)	428	2140	5.0	100 %
6.	Learning Resources such as Library, Internet, Computer etc. (लायब्ररी, इंटरनेट, कॉम्प्युटर इत्यादी शिकण्याची संसाधने.)	428	2140	4.5	90 %
7.	Support Services like Bank, Canteen, Student Center, Career Counseling Cell etc. (बँक, कॅन्टीन, विद्यार्थी केंद्र, करिअर समुपदेशन सेल इत्यादी सहाय्य सेवा.)	428	2140	5.0	100 %
8.	Enhancement of Student's Personality (विद्यार्थ्यांचे व्यक्तिमत्व वाढवणे)	428	2140	5.0	100 %
9.	Value Based Education (मूल्यावर आधारित शिक्षण)	428	2140	4.5	90 %
10.	Discipline Practices (शिस्तीचे आचरण)	428	2140	5.0	100 %
*	<b>Average of All Ratings</b>			<b>97.3</b>	

# Graphical Analysis of Parents' Feedback Response for Curriculum Evaluation

## Analysis of Parents' Feedback on Curriculum Response



- The Teaching-Learning Environment (अध्यापन-शिक्षण पर्यावरण)
- System of Monitoring Student's Progress
- (विद्यार्थ्यांच्या प्रगतीचे निरीक्षण करण्याची प्रणाली)
- Competence & Commitment of Faculty (प्राध्यापकांची क्षमता आणि वृत्तबद्धता)
- Encouragement provided to students for Participation in Academic Forums
- (विद्यार्थ्यांना शैक्षणिक मंचांमध्ये सहभागी होण्यासाठी प्रोत्साहन दिले जाते)
- Infrastructure Facilities (पायाभूत सुविधा)
- Learning Resources such as Library, Internet, Computer etc.
- (लायब्ररी, इंटरनेट, कॉम्प्युटर इत्यादी शिकण्याची संसाधने.)
- Support Services like Bank, Canteen, Student Center, Career Counseling Cell etc.
- (बँक, कॅन्टीन, विद्यार्थी केंद्र, करिअर समुपदेशन सेल इत्यादी सहाय्य सुविधा)
- Enhancement of Student's Personality (विद्यार्थ्यांचे व्यक्तिमत्व वाढवणे)
- Value Based Education (मूल्यावर आधारित शिक्षण)
- Discipline Practices (शिस्तीचे आचरण)

## **OBSERVATION AND ACTION TAKEN FROM ABOVE ANALYSIS**

### **Analysis Report on the Parents' Feedback on Curriculum Received**

We have received feedback from 428 numbers of Parents' through offline process.

*Average Rating of Parents Response found to be at 97.3 %Scale for Opinion of College' found to be at Rank A (100-80).*

#### ***The following are the observations on Parents' Feedback on Curriculum***

1. Conduct the placement for girls in secured Timing formats.
2. Requested to Get Journals on time.
3. Available cold drinking water in summer.

#### ***Action taken against Feedback***

1. Arranged No. of Campus drives in Collaboration with several reputed pharmacy industries.
2. Delivered journals to students on time.
3. Done with Availability of cool water.



## 4. EMPLOYER FEEDBACK

**Category:** Employer Feedback


**Total number of Employer recorded feedback:** 08

**Total number of questions attempted:** 08

**Feedback Type:** Offline

### Screen Shot of Feedback Submission

ISO 9001:2008 Certified & NBA Accredited B.Pharm Course



Mahatma Gandhi Shikshan Mandal's  
**SMT. SHARADCHANDRIKA SURESH PATIL COLLEGE OF PHARMACY**  
 Chopda Tal. Chopda Dist. Jalgaon, Maharashtra- 425 107

---

### EMPLOYER FEEDBACK FORM

ACADEMIC YEAR 2021-2022

**EMPLOYER NAME:** Mr. Manish Kumar Jain.

**ORGANIZATION/COMPANY:**  
Lupin Pvt. Ltd Lardia Mang. Indore

**POSITION:** HR Manager.

**PHONE NO.:** +912266402323.

**MOBILE NO.:** hr@Lupin.com

**Dear Employer,**

Many graduates of our College, Smt.Sharadchandrika Suresh Patil College of Pharmacy, Chopda are already working in your organization. We are thankful to you for providing them employment with your prestigious Company/Organization. We shall very much appreciate and be grateful to you if you can spare some of your valuable time to fill up this feedback form. It will help us to improve the Institute further and give you better employees in future.

Tick the number that best describes your level of satisfaction at each question: 5 – Very Happy, 4 - Happy  
 3 - Satisfied, 2- Not satisfied, 1 – Far from Satisfied.

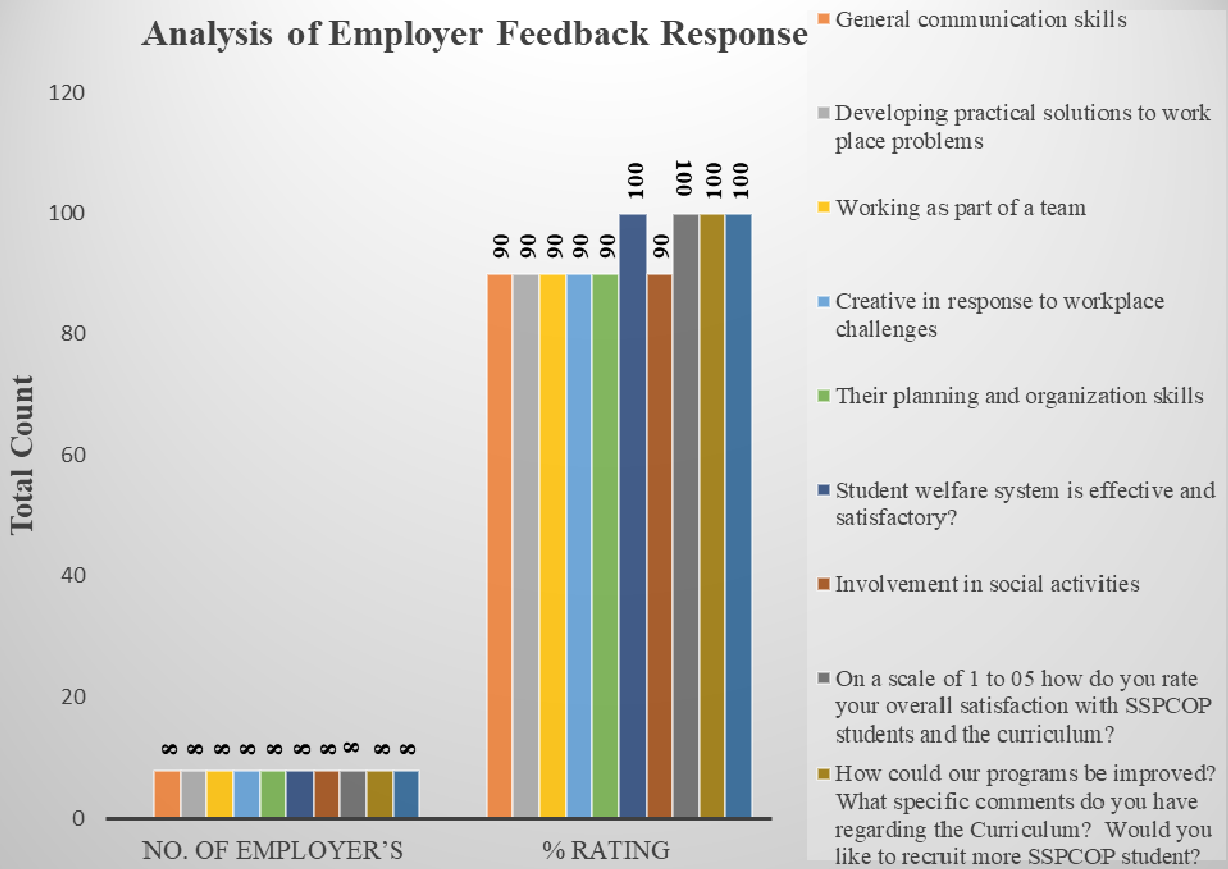
Sr. No.	Features	5	4	3	2	1			
<b>Q.1 How satisfied are you with the student/s work performance in each of these areas</b>									
1	General communication skills	✓							
2	Developing practical solutions to work place problems	✓							
3	Working as part of a team	✓							
4	Creative in response to workplace challenges	✓							
5	Their planning and organization skills	✓							
6	Student welfare system is effective and satisfactory?	✓							
7	Involvement in social activities	✓							
<b>Q.2 On a scale of 1 to 10 how do you rate your overall satisfaction with SSPCOP students and the curriculum?</b>									
1	2	3	4	5	6	7	8	9	10
If you were dissatisfied with any aspect, please comment further:									

## Tabular Analysis of Employer Feedback Response

Sr. No.	Attributes	No. of Employer's	Total no. Rating	Average Rating	% Ratings
1.	<b>How satisfied are you with the student/s work performance in each of these areas</b>				
A	General communication skills	8	8	4.5	90 %
B	Developing practical solutions to work place problems	8	8	4.5	90 %
C	Working as part of a team	8	8	4.5	90 %
D	Creative in response to workplace challenges	8	8	4.5	90 %
E	Their planning and organization skills	8	8	4.5	90 %
F	Student welfare system is effective and satisfactory?	8	8	5.0	100 %
G	Involvement in social activities	8	8	4.5	90 %
2.	On a scale of 1 to 05 how do you rate your overall satisfaction with SSPCOP students and the curriculum?	8	8	5.0	100 %
3.	How could our programs be improved? What specific comments do you have regarding the Curriculum? Would you like to recruit more SSPCOP student?	8	8	5.0	100 %
4.	Would you refer us to other organization(s)?	8	8	5.0	100 %
*	<b>Average of All Ratings</b>	<b>94.00 %</b>			

# Graphical Analysis of Employer Feedback Response Evaluation

## Analysis of Employer Feedback Response





## **OBSERVATION AND ACTION TAKEN FROM ABOVE ANALYSIS**

### **Analysis Report on the Employers' Feedback Received**

We have received feedback from 08 numbers of Employers' through offline process.

*Average Rating of Employers' Feedback Response found to be at 94.00% Scale for Opinion of Employers' found to be at Rank A (100-80).*

#### ***The following are the observations on Employers' Feedback***

1. Need to improve Communication skill.
2. Internships/Project works have to be increased to gain actual knowledge of work place.
3. Request to provide internet facility.

#### ***Action taken against Feedback***

1. Started Language lab facility for communication skill development
- 2 Arranged industrial visits and Training compulsory minimum for one month with college's official permission.
3. Provided Inter Facility.

## 5. STUDENTS FEEDBACK ON FACILITIES

**Category:** Students Feedback on Facilities

**Total number of recorded feedback:** 596

**Total number of questions attempted:** 11

**Feedback Type:** Offline

### Screen Shot of Feedback Submission

5/4/22, 9:51 AM STUDENT FEEDBACK FORM (2021-2022)

ROLL NUMBER \*  
126

NAME OF STUDENT \*  
Harshada Jagdish chaudhari

A) ACADEMICS \*

	1. NOT SATISFACTORY	2. SATISFACTORY	3. GOOD	4. VERY GOOD	5. EXCELLENT
Row 1	<input type="radio"/>	<input checked="" type="radio"/>	<input type="radio"/>	<input type="radio"/>	<input type="radio"/>

B) ADMINISTRATION \*

	1. NOT SATISFACTORY	2. SATISFACTORY	3. GOOD	4. VERY GOOD	5. EXCELLENT
Row 1	<input type="radio"/>	<input checked="" type="radio"/>	<input type="radio"/>	<input type="radio"/>	<input type="radio"/>

C) LIBRARY \*

	1. NOT SATISFACTORY	2. SATISFACTORY	3. GOOD	4. VERY GOOD	5. EXCELLENT
Row 1	<input type="radio"/>	<input checked="" type="radio"/>	<input type="radio"/>	<input type="radio"/>	<input type="radio"/>

<https://forms.gle/1BPwmsJKPA2n7LrNAsv111C2Pq55d1rad2AuaDetp1Yo/edit#response=ACYDBNjhtYOnt6cYMKMVT45n2>

D) TRAINING AND PLACEMENT \*

1. NOT SATISFACTORY      2. SATISFACTORY      3. GOOD      4. VERY GOOD      5. EXCELLENT

Row 1

GENERAL SUGGESTION REGARDING ACADEMICS. IF ANY: (ANY OTHER SUGGESTION) \*

No

This content is neither created nor endorsed by Google.

Google Forms

## Tabular Analysis of Students' Feedback Facilities on basis of Questions

### A) ADMINISTRATION

1 -Not Satisfactory    2- Satisfactory    3- Good    4- Very Good    5- Excellent

Sr. No.	Attributes	No. of Students	Total Rating	Average Rating	% Ratings
1.	Admin	596	544	4.45	88 %
2.	Student section	596	523	4.78	94 %
3.	Exam section	596	541	4.52	90 %
4.	Housekeeping	596	549	4.52	90 %
5.	Infrastructure	596	536	4.75	94 %
6.	General Facilities	596	534	4.42	88 %
*	<b>Average of All Ratings</b>		<b>4.5</b>		<b>90.66 %</b>

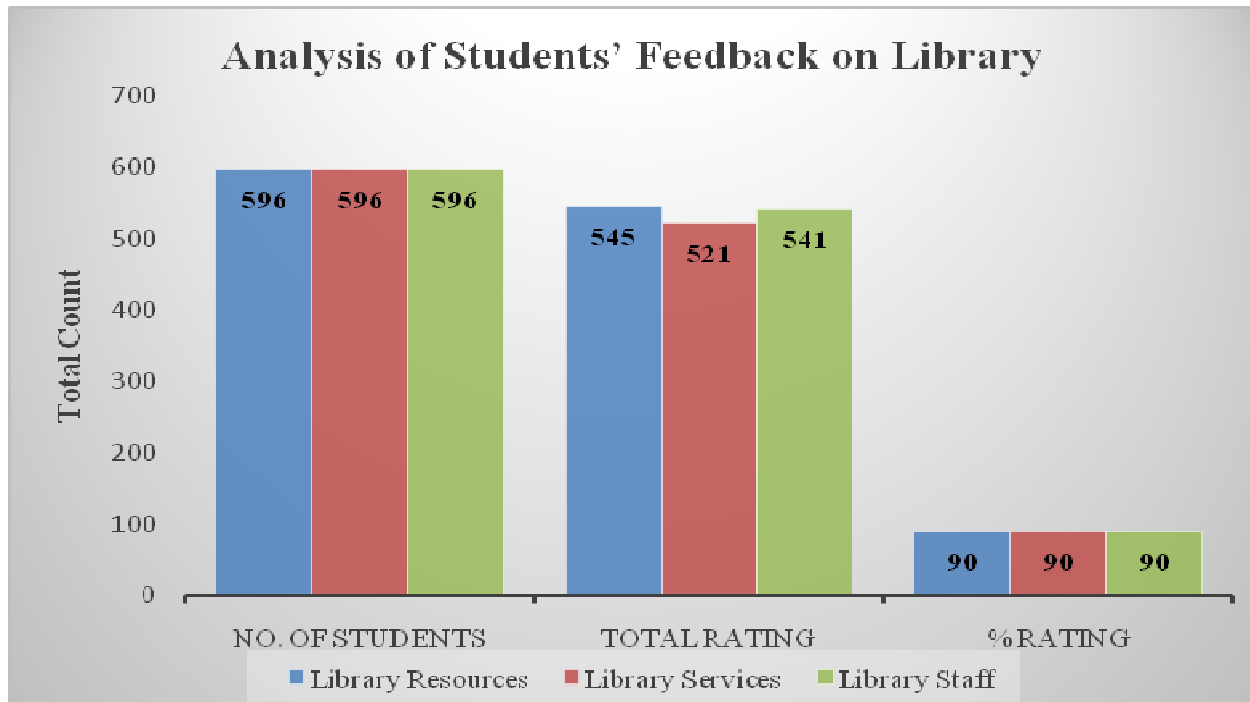
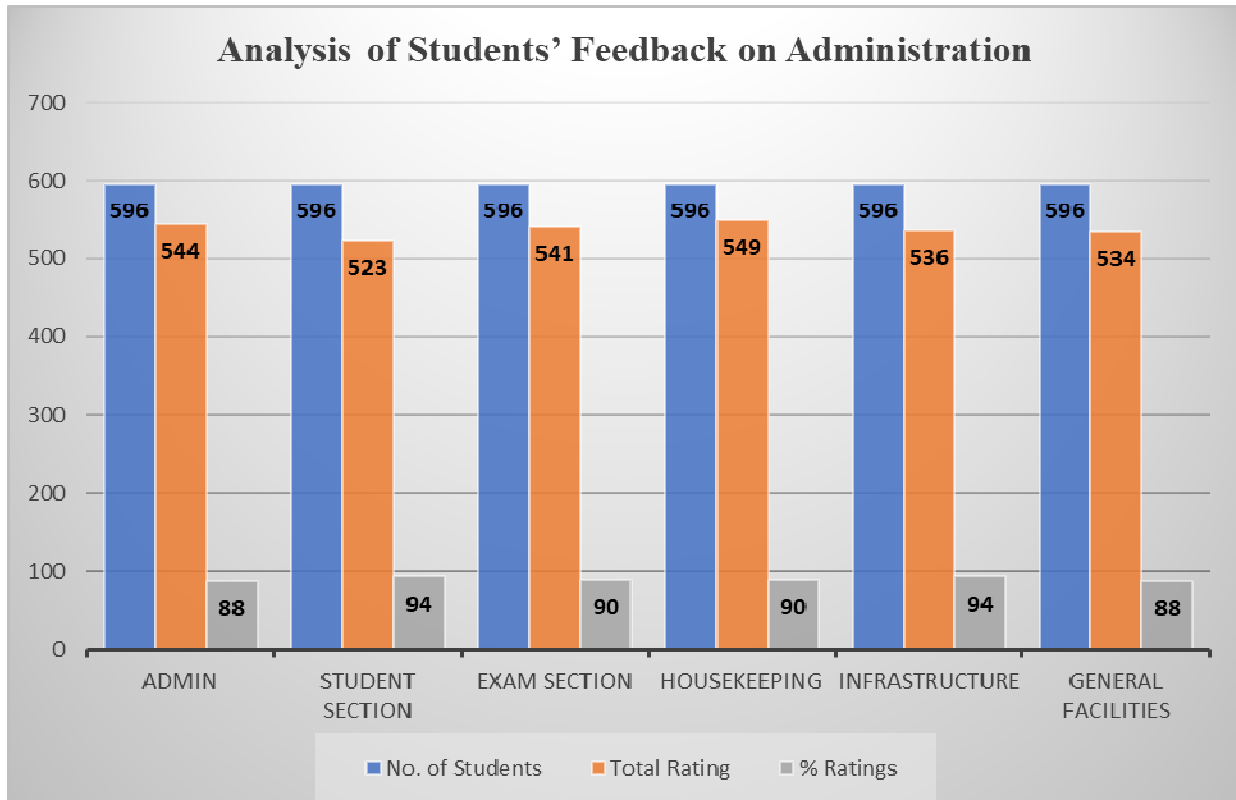
### B) LIBRARY

Sr. No.	Attributes	No. of Students	Total Rating	Average Rating	% Ratings
1.	Library Resources	596	545	4.55	90 %
2.	Library Services	596	521	4.58	90 %
3.	Library Staff	596	541	4.55	90 %
*	<b>Average of All Ratings</b>		<b>4.5</b>		

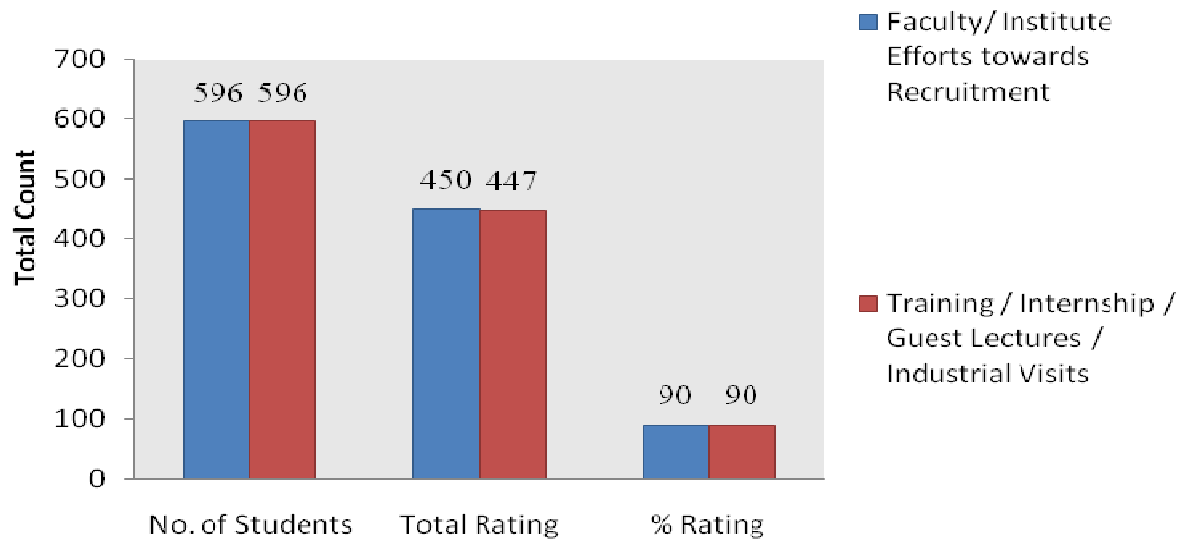
### D) TRAINING AND PLACEMENT

Sr. No.	Attributes	No. of Students	Total Rating	Average Rating	% Ratings
1.	Faculty/ Institute Efforts towards Recruitment	596	450	4.5	90 %
2.	Training / Internship / Guest Lectures / Industrial Visits	596	447	4.5	90 %
*	<b>Average of All Ratings</b>		<b>4.5</b>	<b>90.0 %</b>	

## Graphical Analysis of Students Feedback Response for Facilities Evaluation



## Analysis of Students' Feedback on Training and Placement



## **OBSERVATION AND ACTION TAKEN FROM ABOVE ANALYSIS**

### **Analysis Report on the Students' Feedback on Facilities Received**

We have received feedback from 596 numbers of Students' through offline process.

*Average Rating of students' Feedback for Facilities on Opinion of Students' found to be at 90.00 % Rank A(100-80).*

#### ***The following are the observations on Students' Feedback on Facilities***

1. Required fans in classrooms.
2. Provide Guidance Facility for further career Choices.
3. Arrange Sports and cultural events in college premises.

#### ***Action taken against Feedback***

1. Fixed new fans.
2. Provided guidance facility for future of students.
3. Well maintained cultural as well as sports events Arranged like fresher's Party, Annual gathering, Farewell, kabaddi, volleyball matches in college premises.

## 6. GRADUATE EXIT SURVEY

Category: Graduate Exit Survey


Total number of Employer recorded feedback: 131

Total number of questions attempted: 10

Feedback Type: Offline

### Screen Shot of Feedback Submission

ISO 9001:2008 Certified & NBA Accredited B.Pharm Course

  
Mahatma Gandhi Shikshan Mandal's  
**SMT. SHARADCHANDRIKA SURESH PATIL COLLEGE OF PHARMACY**  
Chopda Tal. Chopda Dist. Jalgaon, Maharashtra- 425 107

---

**STUDENT'S EXIT SURVEY**  
(Session : 2020-21)

---

Student's Name	Patil Nirupam Jitendra				
Roll No.	1				
Address	13B, Mundada Noga, Amalner.				
Contact No.	985066227				
E-mail ID	n6989693988@gmail.com				

Sr .No	Questionnaire	5	4	3	2	1
1	How much you satisfied with the facilities provided by the Institute?		✓			
2	How much technical know-how (both in Theory and practical) you gained at this Institute?	✓				
3	Academic activities taken by the institute to improve your technical knowledge useful in overall growth?	✓				
4	How much your grievances (if any) handled promptly and properly by the Institute authorities?	✓				
5	Level of workshops/conferences/seminar/Industrial Visits/ Quality Improvement Programs organized by the department?		✓			
6	Carrier Guidance provided by the Institute?		✓			
7	Personality Development Opportunities?		✓			
8	Campus Recruitment held at Institute?		✓			
9	Students Club Activities held at Institute?	✓				

ny other suggestions: \_\_\_\_\_

**Note:**

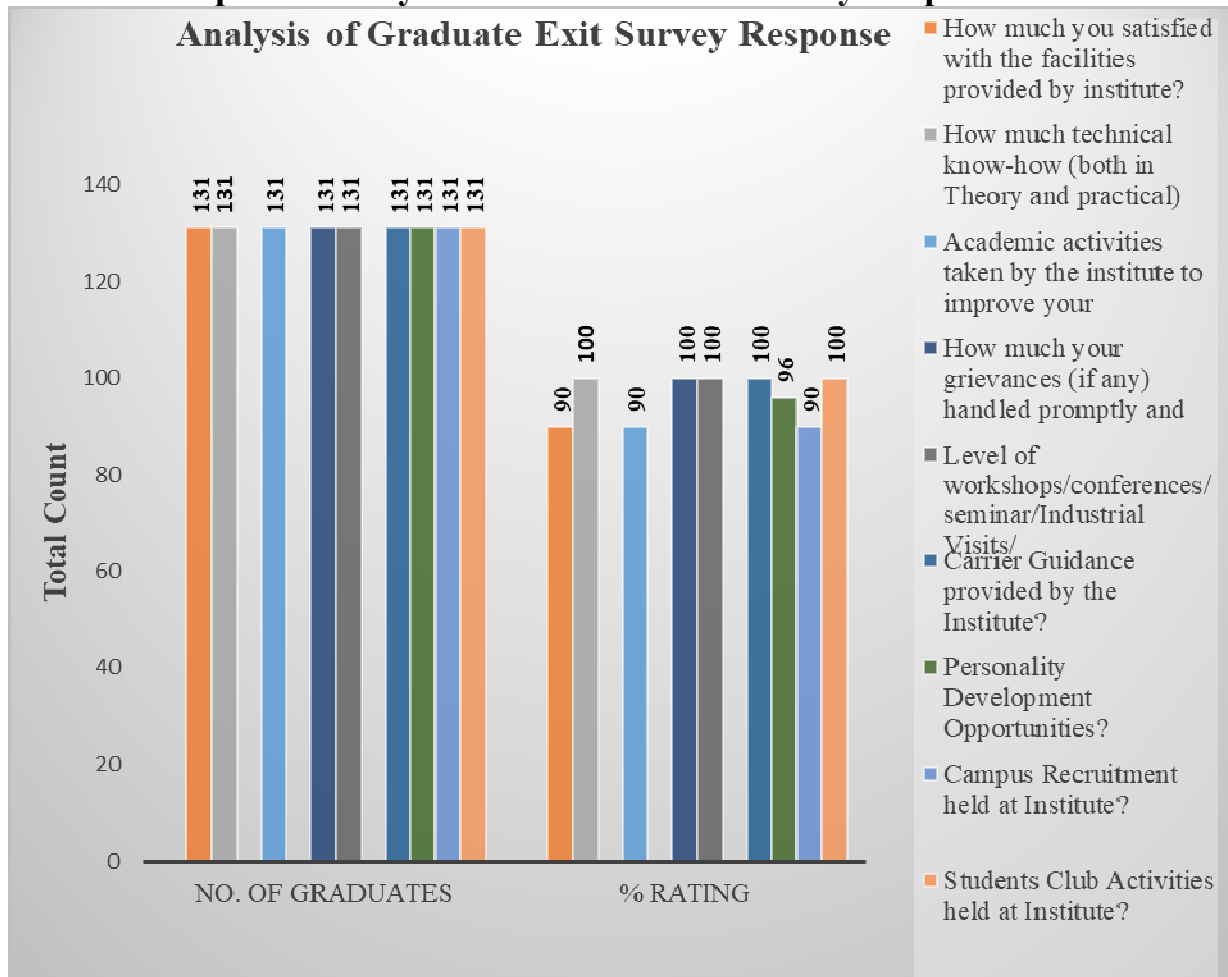
5 - Outstanding    4 - Excellent    3 - Very Good    2 - Good    1 - Average



## Tabular Analysis of Graduate Exit Survey Response

Sr. No.	Attributes	No. of Graduates	Total No. Rating	Average Rating	% Ratings
1	How much you satisfied with the facilities provided by institute?	131	655	4.5	90 %
2	How much technical know-how (both in Theory and practical) You gained at this Institute?	131	655	5.0	100 %
3	Academic activities taken by the institute to improve your Technical knowledge useful in overall growth?	131	655	4.5	90 %
4	How much your grievances (if any) handled promptly and Properly by the Institute authorities?	131	655	5.0	100 %
5	Level of workshops/conferences/seminar/Industrial Visits/ Quality Improvement Programs organized by the department?	131	655	5.0	100 %
6	Carrier Guidance provided by the Institute?	131	655	5.0	100 %
7	Personality Development Opportunities?	131	655	4.7	96 %
8	Campus Recruitment held at Institute?	131	655	4.5	90 %
9	Students Club Activities held at Institute?	131	655	5.0	100 %
10	Any suggestion	Recorded			
*	<b>Average of All Ratings</b>	<b>97.01%</b>			

## Graphical Analysis of Graduate Exit Survey Response Evaluation



## **OBSERVATION AND ACTION TAKEN FROM ABOVE ANALYSIS**

### **Analysis Report on the Graduate Exit Survey**

We have received feedback from 131 numbers of Students' through offline process.

*Average Rating of students' Feedback for Graduates Exit Survey found to be at 97.01 %Scale for Opinion of students' found to be at Rank A (100-80).*

#### ***The following are the observations on Graduate Exit Surveys' Feedback***

1. Request to extend library time.
- 2 Make availability of large no. of National and International Journals.
3. Request to adapt digitalization in library and classrooms

#### ***Action taken against Feedback***

1. Extended library time excepting exam schedule.
2. Available large no. of National and International Journals.
3. Made digital library.

## 7. ALUMNI FEEDBACK

**Category:** Alumni Feedback

**Total number of Alumni recorded feedback:** 131

**Total number of questions attempted:** 07

**Feedback Type:** Offline

### Screen Shot of Feedback Submission

NBA Accredited and ISO 9001:2008 Certified

Mahatma Gandhi Shikshan Mandal's  
**Smt. Sharadchandrika Suresh Patil College of Pharmacy**  
 Chopda-425107 Dist. Jalgaon (M.S.), India  
 Phone / Fax No. - +91-2586-222366/223150 E-mail-bpharmchopda@yahoo.com  
 affiliated to North Maharashtra University, approved by Govt. of Maharashtra, AICTE and Pharmacy Council of India)  
**Adv. Sandeep S. Patil** President **Dr. G. P. Vadhere** Principal

---

### ALUMNI FEEDBACK FORM


**B. Pharmacy & M. Pharmacy**

We would like to place on record that your co-operation and support has contributed on small measure for this achievement.  
 We shall very much appreciate and be thankful if you can spare some of your valuable time to fill up this feedback form and give your valuable suggestions for further improvement of the institute.

Name of Alumni	Patil Dhananjay Manoj
Course underwent	B. Pharmacy
Year of Passing	2022
Email id	Patildhananjay9421@gmail.com
Contact number	7875097971
Higher Education	
Current employment and duration	
Previous employment with duration	

May we request your views on the following?  
 Please tick

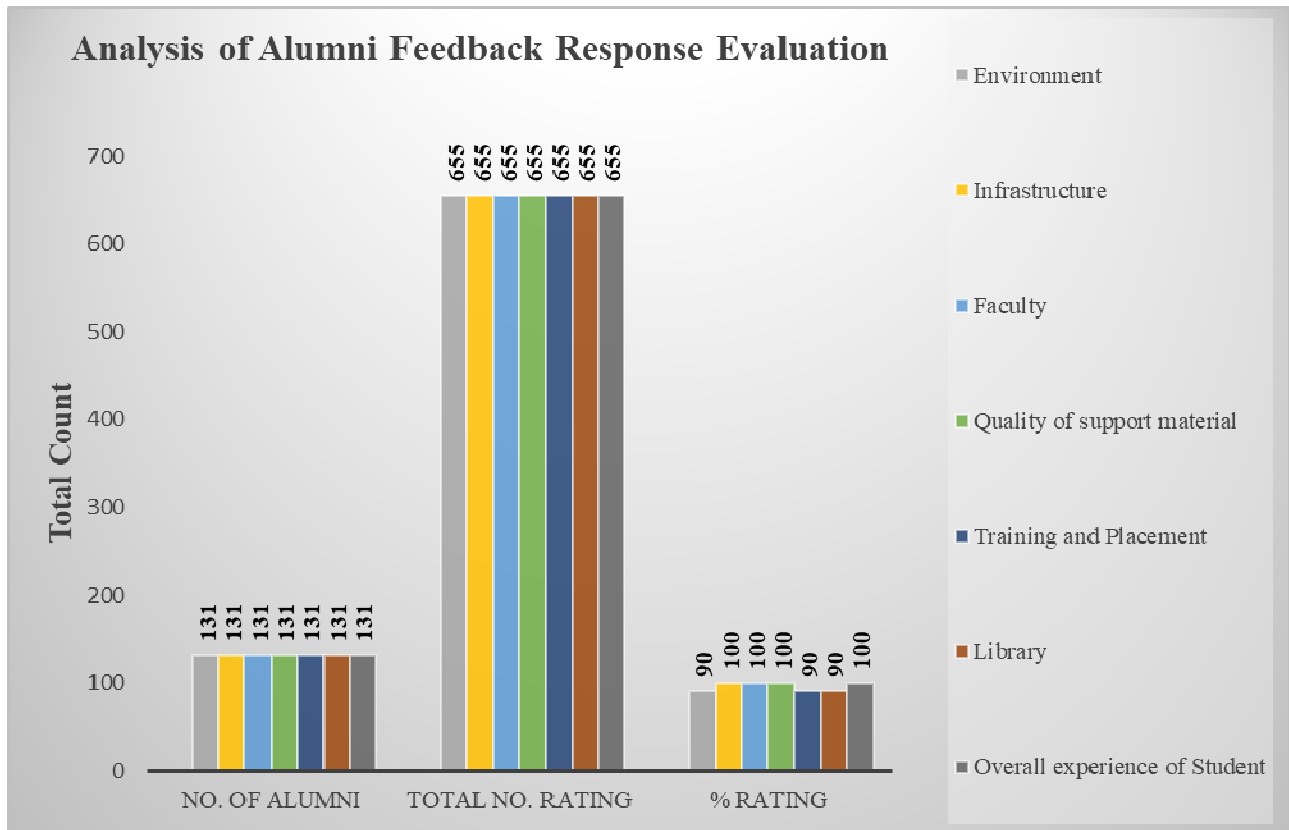
Attributes	Excellent	Very Good	Good	Average	Poor
Environment	✓				
Infrastructure		✓			
Faculty	✓				
Quality of support material	✓				
Training and placement			✓		
Library		✓			
Overall experience as a student		✓			

  
 Signature

## Tabular Analysis of Alumni Feedback Response

Sr. No.	Attributes	No. of Alumni	Total No. Rating	Average Rating	% Ratings
1.	Environment	131	655	4.5	90 %
2.	Infrastructure	131	655	5.0	100 %
3.	Faculty	131	655	5.0	100 %
4.	Quality of support material	131	655	5.0	100 %
5.	Training and Placement	131	655	4.5	90 %
6.	Library	131	655	4.5	90 %
7.	Overall experience of Student	131	655	5.0	100 %
8.	Any suggestion	Recorded			
*	<b>Average of All Ratings</b>	<b>95.71 %</b>			

## Graphical Analysis of Alumni Feedback Response Evaluation



## **OBSERVATION AND ACTION TAKEN FROM ABOVE ANALYSIS**

### **Analysis Report on the Alumni Feedback**

We have received feedback from 131 numbers of Students'' through offline process.

*Average Rating of Alumni feedback Response found to be at 985.71 % Scale for Opinion of Alumni's found to be at Rank A (100-80).*

### ***The following are the observations on Alumni Feedback***

1. Please improve Online teaching with clear audio.
2. Wi-Fi Facility
3. Book Bank Facility

### **Action taken against Feedback**

1. Improved quality of Uniform instructed to vendOnline teaching by using proper hardware's of teaching.
2. Made free Wi-Fi Campus with 128 KBPS
3. Done with Book bank Facility.

## 8. STAKEHOLDERS FEEDBACK

**Category:** Stakeholders Feedback


**Total number of Employer recorded feedback:** 2

**Total number of questions attempted:** 10

**Feedback Type:** Offline

### Screen Shot of Feedback Submission

ISO 9001:2008 Certified & NBA Accredited B.Pharm Course

  
Mahatma Gandhi Shikshan Mandal's  
**SMT. SHARADCHANDRIKA SURESH PATIL COLLEGE OF PHARMACY**  
Chopda Tal. Chopda Dist. Jalgaon, Maharashtra- 425 107

---

**STAKEHOLDER FEEDBACK FORM**

---

ACADEMIC YEAR 2021-2022

STAKEHOLDER NAME: Mr. Mahesh Desale

ORGANIZATION: \_\_\_\_\_

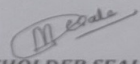
PHONE NO.: \_\_\_\_\_

MOBILE NO.: \_\_\_\_\_

**NOTE:** Smt. Sharadchandrika Suresh Patil College of Pharmacy, Chopda strives to provide education as per the changing needs of society and Students. Parents are important stakeholders of education, therefore their satisfaction is important to us. Parents are requested to give their feedback on the following features/facilities college is providing to their ward. Please rate each feature and assign numbers according to the following response scheme.

Sr. No.	Features	5	4	3	2	1
1	This organization has a clear mission, vision, and goals.		✓			
2	Are you interested to explore more about the work of this organization?	✓				
3	Do you understand your role in this organization?		✓			
4	Do you think that this organization helps the employee to perform well?			✓		
5	Do you think this organization is credible and accountable?	✓				
6	Do you get any advantages or benefits in working with this organization?			✓		
7	Student welfare system is effective and satisfactory?		✓			
8	Is various training programmes, cocurricular and extracurricular activities are sufficient?	✓				
9	Is institute incorporates moral and professional ethics?		✓			

Any other suggestions: \_\_\_\_\_

  
STAKEHOLDER SEAL AND SIGNATURE

**Note:**  
5 - Outstanding    4 - Excellent    3 - Very Good    2 - Good    1 - Average

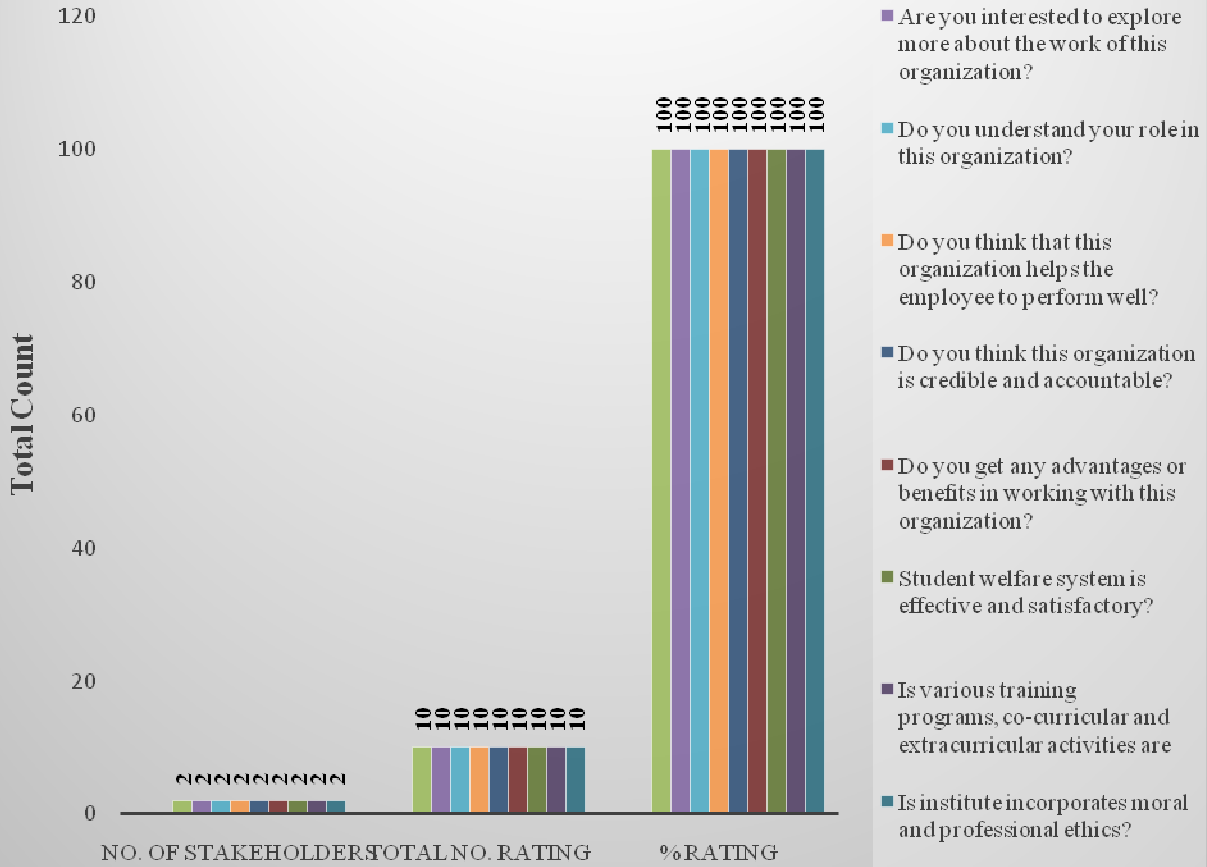


## Tabular Analysis of Stakeholder Feedback Form Response

Sr. No.	Attributes	No. of Stakeholders	Total No. Rating	Average Rating	% Ratings
	This organization has a clear mission, vision, and goals.	2	10	5.0	100 %
8	Are you interested to explore more about the work of this organization?	2	10	5.0	100 %
8	Do you understand your role in this organization?	2	10	5.0	100 %
8	Do you think that this organization helps the employee to perform well?	2	10	5.0	100 %
8	Do you think this organization is credible and accountable?	2	10	5.0	100 %
8	Do you get any advantages or benefits in working with this organization?	2	10	5.0	100 %
8	Student welfare system is effective and satisfactory?	2	10	5.0	100 %
8	Is various training programs, co-curricular and extracurricular activities are sufficient	2	10	5.0	100 %
8	Is institute incorporates moral and professional ethics?	2	10	5.0	100 %
10.	Any suggestion	Recorded			
*	<b>Average of All Ratings</b>	<b>100 %</b>			

# Graphical Analysis of Stakeholder Feedback Response Evaluation

## Analysis of Stakeholder Feedback Response Evaluation



- This organization has a clear mission, vision, and goals.
- Are you interested to explore more about the work of this organization?
- Do you understand your role in this organization?
- Do you think that this organization helps the employee to perform well?
- Do you think this organization is credible and accountable?
- Do you get any advantages or benefits in working with this organization?
- Student welfare system is effective and satisfactory?
- Is various training programs, co-curricular and extra curricular activities are
- Is institute incorporates moral and professional ethics?

## OBSERVATION AND ACTION TAKEN FROM ABOVE ANALYSIS

### Analysis Report on the Stakeholders Feedback Form Response

We have received feedback from 8 numbers through offline process.


*Average Rating of Stakeholders feedback form Response found to be at 100 %Scale for Opinion of Stakeholders' found to be at Rank A (100-80).*

### **The following are the observations on Stakeholders Feedback**

1. To provide little more attention to enhance practical knowledge of students.
2. To take disciplinary action about attendance of students.

### **Action taken against Feedback**

1. More potentially focused on students to enhance practical knowledge.
2. Designed attendance reporting to parents as a disciplinary action about attendance of students.



**Dr. S. S. Mahajan**  
(Coordinator, IQAC)



**Mr. T. P. Patil**  
(Academic In charge)



**Dr. G. P. Vadnere**  
(Principal)

**PRINCIPAL**  
Mahatma Gandhi Shikshan Mandal's  
Smt. Sharadchandrika Suresh Patil  
College of Pharmacy,  
Chopda Dist. Jalgaon (M. S.)

